



NATIONAL BUREAU OF STATISTICS

Telecoms Data: Active Voice and Internet, Porting and Tariff Information


Q1 2025

Report Date: February 2026

Data Source: National Bureau of Statistics (NBS)

CONTENT

Methodology	-3
Key Highlights	4
Active Voice/Internet Subscription by Operator	5
Porting Activities By Network	6
Active Voice Subscription by Zone	7
Active Internet Subscription by Zone	8
Contact	9



METHODOLOGY

Data is provided by the Nigerian Communications Commission (NCC) and reported by the National Bureau of Statistics (NBS)















KEY HIGHLIGHTS

- The total number of active voice subscribers in Q1 2025 stood at 172,708,410 relative to 219,304,281 recorded in Q1 2024, representing a decline of 21.25%. On a quarter-on-quarter basis, active voice subscribers increased by 4.72%.
- Also, the total number of active internet subscribers was 142,053,537 from 164,368,292 recorded in Q1 2024, indicating a decrease of 13.58%. On a quarter-on-quarter basis, this rose by 1.99%.
- On state profile analysis, Lagos state had the highest number of active voice subscribers in Q1 2025 with 20,796,495, followed by Kano with 10,842,403 and Ogun with 9,524,744. On the other hand, Bayelsa recorded the least with 1,150,399, followed by Ebonyi and Ekiti with 1,651,389 and 1,686,382, respectively.
- Similarly, Lagos state recorded the highest number of active internet subscribers in Q1 2025 with 17,631,480, followed by Kano with 8,783,669 and Ogun with 8,263,023. On the other hand, Bayelsa recorded the least with 974,573, followed by Ebonyi and Ekiti with 1,309,085 and 1,445,633, respectively.
- MTN had the highest share of subscriptions in Q1 2025.

TELECOMS DATA – Q1 2025

ACTIVE VOICE/INTERNET SUBSCRIPTION BY OPERATOR



Active Voice (Value)	PROVIDER	Active Internet (Value)
90,494,670	MTN 	75,624,421
20,716,119	GLO 	15,372,195
58,255,824	AIRTEL 	48,800,678
2,964,445	EMTS(9mobile) 	1,744,537
428	IPNX 	-
6,611	MTN FIXED 	15,263
85,567	21ST CENT 	2,259
1,536	GLO FIXED 	----
175,266	SMILE 	208,482
-	NTEL 	-
1,428	BIG PICTURE BIG PICTURE	-
6,516	INQ 	-
	ISP 	285,702
172,708,410	TOTAL	142,053,537

TELECOMS DATA – Q1 2025

PORTING ACTIVITIES



Porting Activities By Network

Ported-In

Airtel	9mobile	Globacom	MTN
758	2	348	1,956
Total →		3,064	

Ported-Out

Airtel	9mobile	Globacom	MTN
392	1,992	421	259
Total →		3,064	

TELECOMS DATA – Q1 2025

ACTIVE VOICE SUBSCRIPTION PER ZONE



31,206,284

NORTH CENTRAL

33,681,399

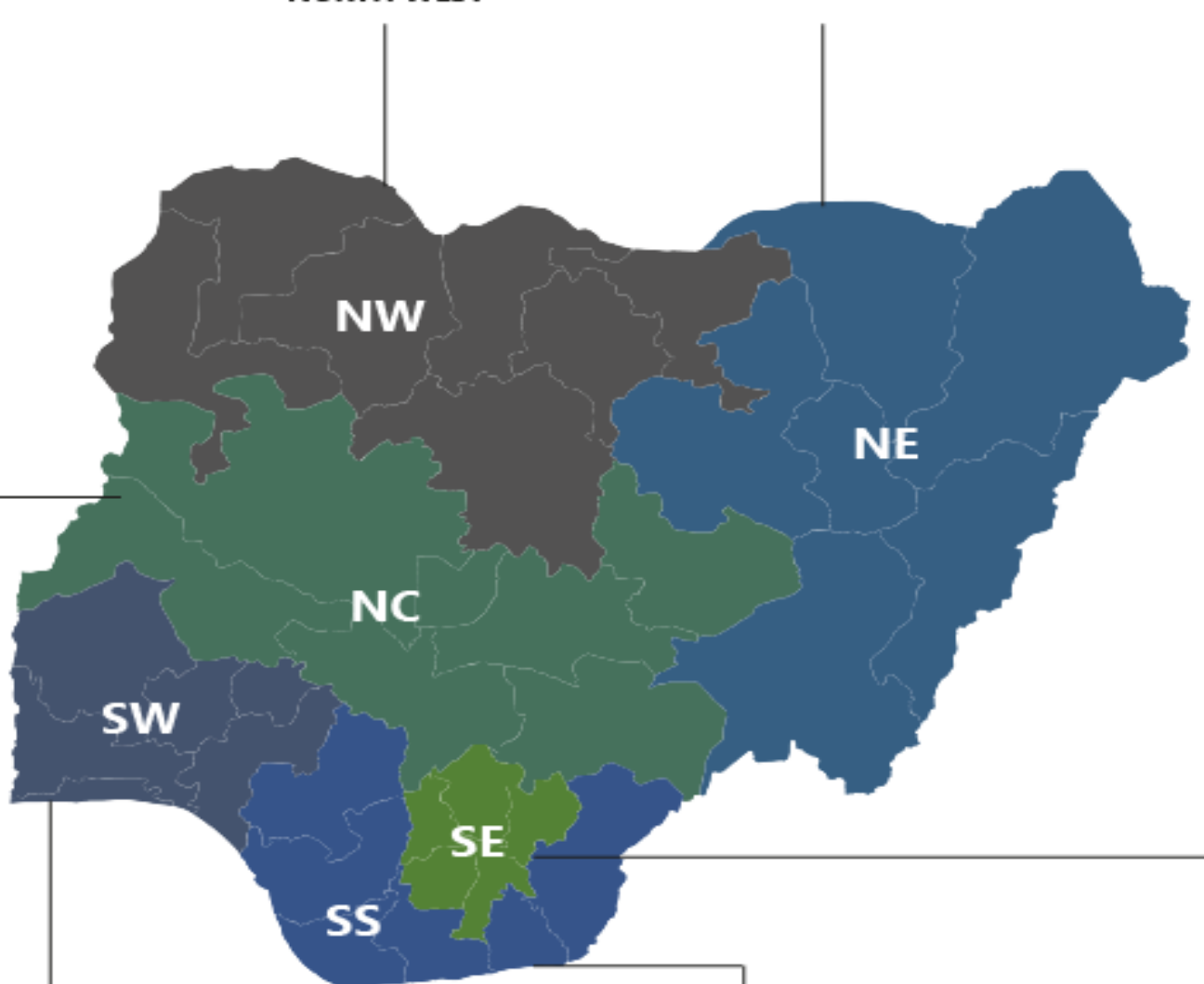
NORTH WEST

18,856,175

NORTH EAST

17,373,729

SOUTH EAST



47,281,851

SOUTH WEST

24,308,972

SOUTH SOUTH



NATIONAL BUREAU OF STATISTICS

TELECOMS DATA – Q1 2025

ACTIVE INTERNET SUBSCRIPTION PER ZONE



25,071,373

NORTH CENTRAL

26,913,299

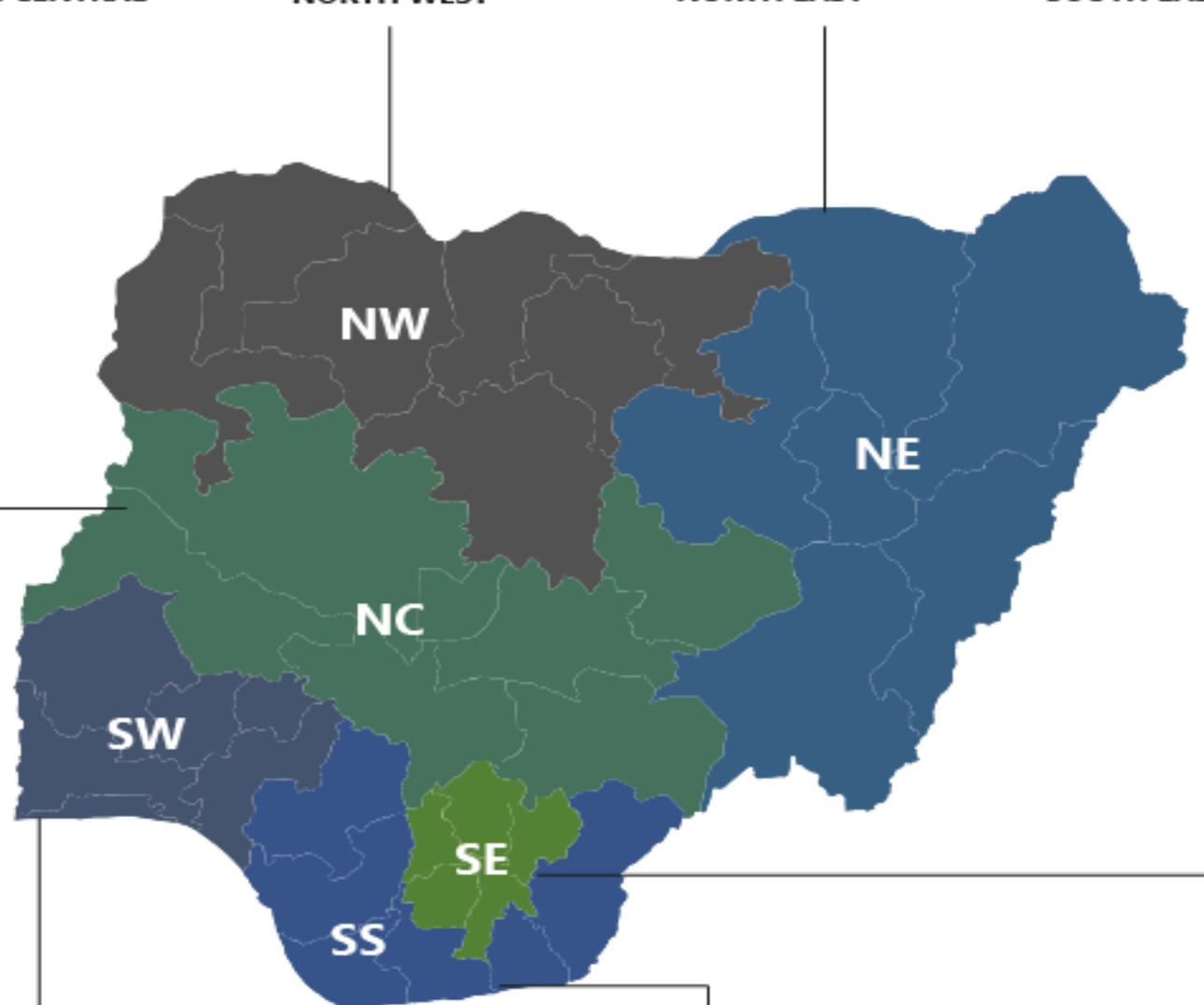
NORTH WEST

15,017,709

NORTH EAST

14,263,111

SOUTH EAST



40,031,784

SOUTH WEST

20,470,559

SOUTH SOUTH



NATIONAL BUREAU OF STATISTICS

CONTACT



National Bureau of Statistics

Head Office
No. 1, Wole Olanipekun Street,
Formerly, Plot 762, Independence Avenue,
Off Constitution Avenue,
CBD, Abuja, F.C.T.

Bonaventure Nwosu Information Desk

Head, Communication and Public Relations
Department (C&PRD)
Phone +2348033109882
bnwosu@nigerianstat.gov.ng

Moses Mathew

Statistical Information Officer
Department (C&PRD)
Phone +2347069071157
matmoses@nigerianstat.gov.ng



@nbs_nigeria



NBSNIGERIA



Nbs_nigeria

